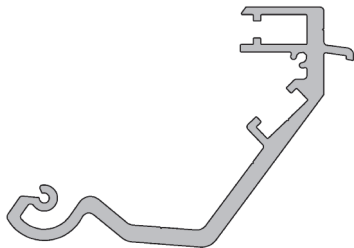
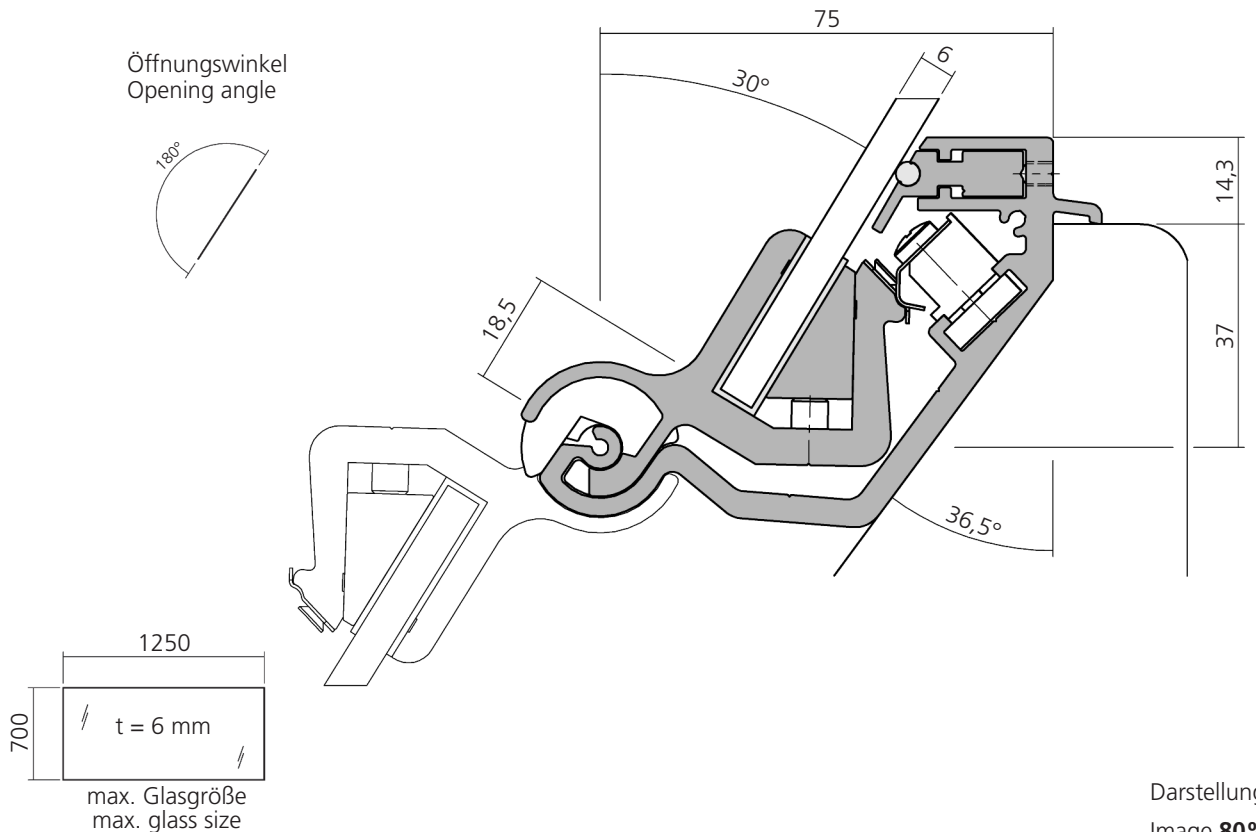


Kippbeschlag
Tilting armature

227



Anschlagprofil, Aluminium
Stop profile

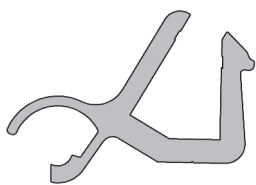
6000 mm
Bohrabstand
Bore distance
150 mm

12202

Schraube M4 x 6 DIN 914
Screw M4 x 6 DIN 914

VPE 25
PU 25

SC011



Glashalteprofil, Aluminium
Glass holding profile

6000 mm
Bohrabstand
Bore distance
150 mm

12203

Schraube M6 x 10 DIN 913
Screw M6 x 10 DIN 913

VPE 25
PU 25

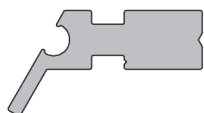
SC003



Klemmprofil, Aluminium
Clamping profile

6000 mm

12224



Einstellprofil, Aluminium
Adjustment profile

6000 mm

12205

Kippbeschlag
Tilting armature

227



Einfassprofil, Weich-PVC
transparent
Bordering profile, Soft-PVC
transparent

6 mm Glas/glass

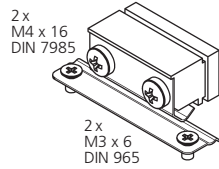
22411



Rundschnur, Weich-PVC
Cord, Soft-PVC

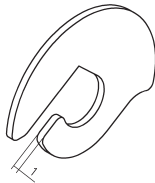
4 mm

00535



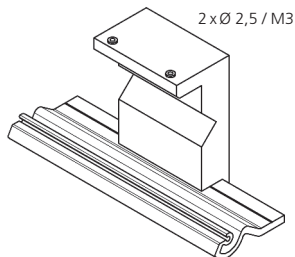
Arretierung
Locking mechanism

22403



Distanzblech, Aluminium
Distance plate

27071



Bohrschablone – Glashalteprofil
für Arretierung 22403
Drilling jig – glass holding profile
for locking mechanism 22403

23484