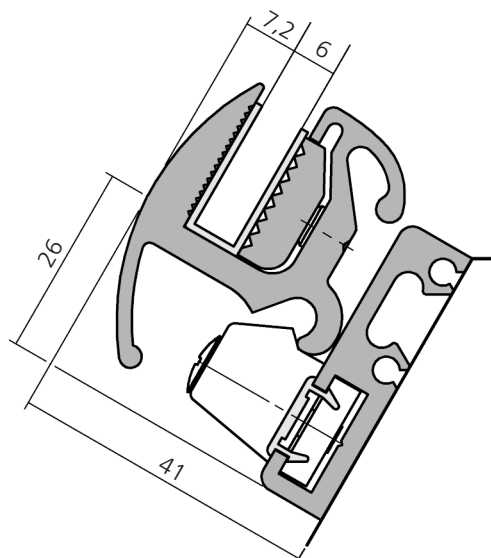

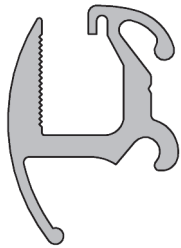



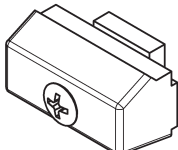


Griff- und Anschlagprofil
 Grip- and stopprofiles

381


 Darstellung
 Image **100%**

| | | | |
|---|--|---|--------------|
|  | Anschlagprofil, Aluminium Stop profile | 6000 mm | 17026 |
|  | Glasklemmprofil, Aluminium Glass clamping profile | 6000 mm Bohrabstand Bore distance 150 mm | 12267 |
| | Schraube M6 x 6 DIN 913 Screw M6 x 6 DIN 913 | VPE 25 PU 25 | SC005 |
|  | Klemmprofil, Aluminium Clamping profile | 6000 mm | 12281 |
|  | Abdeckprofil, PVC Clamping profile, PVC | 6000 mm | 30160 |
|  | Einfassprofil, PVC Bordering profile, PVC | | 22710 |
|  | Auflaufbock, Polyamid Bracket stop, Polyamide | | 22406 |